



---

## THE COMBINED EFFECTS OF UNSTEADY ELECTRO-OSMOTIC AND MAGNETO HYDRODYNAMIC WITH VISCOSITY AND THERMAL CONDUCTIVITY IN REACTIVE FLUID FLOW

J. O. Ajilore<sup>1</sup>, F. O. Akinpelu<sup>2</sup>

<sup>1,2</sup> Department of Pure and Applied Mathematics, Ladoke Akintola University of Technology, Ogbomosho, Nigeria

---

### Abstract:

*This work examined the combined effects of unsteady electro-osmotic and magneto hydrodynamic when viscosity and thermal conductivity of the reactive fluid flow is assumed to vary exponentially with temperature. The dimensionless variables was use to dimensionalized the governing equations of the flow using suitable variables. The Galerkin weighted residue method was used to solve both the momentum and energy equations in the unsteady state for a constant viscosity and thermal conductivity. The graphical results were used to study the Thermo physical behavior of the unsteady flow of the model.*

**Keywords:** *Unsteady Flow; Electro-Osmotic; Magneto Hydrodynamic; Viscosity; Thermal Conductivity; Reactive Fluid.*

**Cite This Article:** J. O. Ajilore, and F. O. Akinpelu. (2018). "THE COMBINED EFFECTS OF UNSTEADY ELECTRO-OSMOTIC AND MAGNETO HYDRODYNAMIC WITH VISCOSITY AND THERMAL CONDUCTIVITY IN REACTIVE FLUID FLOW." *International Journal of Engineering Technologies and Management Research*, 5(1), 123-134. DOI: 10.5281/zenodo.1173924.

---

### 1. Introduction

Newtonian fluids are fluids that obey Newton's law of viscosity and for which  $\mu$  has a constant value. More precisely, a fluid is Newtonian only if the tensors that describe the viscous stress and strain rate are related by a constant viscosity tensor that does not depend on the stress state and velocity of the flow. Most common liquids and gases such as water and air can be assumed to be Newtonian for practical calculations under ordinary conditions. Zeta potential is the electrical potential at the shear plane. Application of an electric field along the length of the micro-plates causes an electrical body force to be exerted on the mobile ions in the diffuse layer. Then the ions move under the influence of electrical field and move the liquid by viscous forces. This type of flow is called electro-osmotic flow (EOF) [2, 5, and 10].

Magneto hydrodynamic (MHD) studies the magnetic properties of electrically conducting fluids such as Plasmas, liquid metals and saltwater or electrolytes. The fundamental concept behind MHD is that magnetic fields can induce currents in a moving conductive fluid which in turn polarizes the fluid and reciprocally changes the magnetic fluid itself. More so, reactive fluid flow

have received increasing attention for studies of contaminant transport ground water quality, waste disposal, acid mine drainage, remediation, mineral deposits, sedimentary just to mention a few. However, a liquid is said to be viscous, if its viscosity is substantially great. Joule heating is the process by which the passage of an electric current through a conductor releases heat. The amount of heat release is proportional to the square of the current such that  $Q \propto I^2$ . This is caused by interactions between the moving particles that form the current (but not always electrons) and the atomic ions that make up the body of the conductor [13-15].

This fluid has wide applications in many branches of science and engineering of most focus is the thermal behaviors of fluids whose viscosity changes with temperature and the flow is accompanied by a simultaneous transfer of mass, energy and momentum in the system due to reaction occurring between the fluids. The ability to adequately describe such system is necessary for the prediction of its thermal stability among others. Hence, Efforts have been devoted to the study of heat transfer and thermal stability of reacting Newtonian fluids that is of extreme importance not to compromise on safety of life and materials during handling and processing of such fluids and for quality control purposes in many manufacturing and processing industries. An improvement in thermal recovery and utilization during the convention flow in any fluids is one of the fundamental thermal integration of such systems that provide a better materials processing, energy conservation and more environmentally being process.

The possibility of the existence of a considerable resistance to heat transfer between the reacting fluids and system as a result of low conducting fluids or highly conductive vessel wall, resulting in significant temperature gradient, as was reported by Frank – Kamanetskii [1]. In recent time, the mathematical formation of thermally critical system mainly focuses on the determination of the critical regions separating the regions of explosivity and non explosivity of various works on stability of flows was examined by Billingham [2]. Yihao Zhery et al. [3] investigated the kinetic behaviour and hydrodynamics of pressure driven Poiseuille flow. Makinde [4] studied the thermal stability of a reactive third – grade liquid flowing steadily between two parallel plates with symmetrical convective cooling at the walls. Hence the study of electro-osmotic, magneto hydrodynamics with variable viscosity and thermal conductivity in reactive flow is significant for practical reasons.

The present study investigate combined electro-osmotic and magneto hydrodynamic with viscosity and thermal conductivity in reactive fluid flow and determine the effect of fluid parameters on velocity profile and temperature profile for a steady, constant viscosity and thermal conductivity in a reactive fluid flow using Galerkin weighted residual method.

## 2. Mathematical Formulations

An incompressible viscous fluid flow of the combined effects of unsteady electro-osmotic and magnetohydrodynamics with viscosity and thermal conductivity in a reactive fluid flow between two parallel plates was investigated. The equations governing the motion of the fluid are momentum, energy and electrical potential written as:

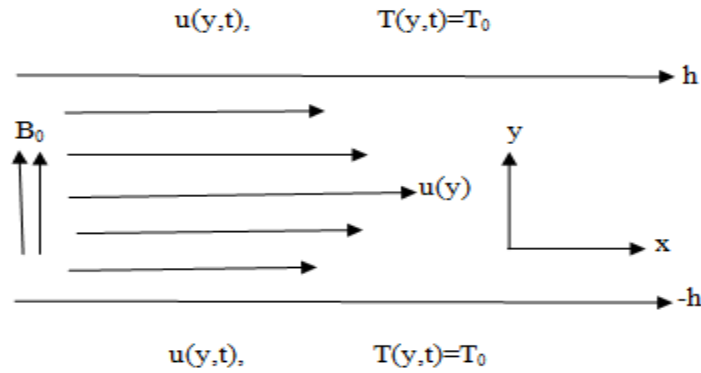


Figure 1: Flow geometry

$$\rho \left( \frac{\partial u}{\partial t} + V_o \frac{\partial u}{\partial y} \right) = \frac{\partial}{\partial y} \left( \mu \frac{\partial u}{\partial y} \right) + E_x \rho_e - \frac{\partial p}{\partial x} - \beta_0^2 \sigma u \quad (1)$$

$$P_{c_p} \left( \frac{\partial T}{\partial t} + V_o \frac{\partial T}{\partial y} \right) = \frac{\partial}{\partial y} \left( k \frac{\partial T}{\partial y} \right) + \mu \left( \frac{\partial u}{\partial x} \right)^2 + \beta_0^2 u^2 + Q C_0 A \exp \left[ \frac{-E}{RT} \right] \quad (2)$$

$$\frac{d^2 \psi}{dy^2} = \frac{\rho_e}{B} \quad (3)$$

The boundary and the initial conditions of the flow are as follows:

$$u(y, 0) = 0, T(y, 0) = T_o, u(-h, t) = 0, u(h, t) = 0 \quad (4)$$

$$T(-h, t) = T_o, T(h, t) = T_o$$

$$\frac{d^2 \psi}{dy^2}(0) = 0, \psi(1) = \zeta$$

where  $\rho$  is the density,  $\mu$  the viscosity,  $C_p$  heat capacity with constant pressure,  $U$  and  $V_o$  velocity components along x and y axis respectively,  $T$  the temperature,  $P$  is pressure,  $K$  the thermal conductivity,  $x$  the co-ordinate in the direction of flow,  $E$  the activation energy,  $R$  the universal gas constant,  $Q$  heat released per unit mass during reactions.

$\sigma$  the electric field conductivity,  $\psi$  the electrical potential,  $\rho_e$  the net electric charge density,  $\epsilon$  the dielectric constant,  $\beta_0$  the magnetic field,  $C_0$  the constant pressure gradient,  $E_x$  the Electrical field and  $A$  is the rate of heat reaction.

A temperature dependent viscosity is assumed to be  $\mu = \mu_0 \exp(\alpha[T - T_0])$  and the following non-dimensional variables were introduced

Where  $t_o, \mu_o$  are references time and viscosity respectively

$$\phi = \frac{u}{v_o}, \quad \bar{y} = \frac{y}{h}, \quad \bar{t} = \frac{t}{t_o}, \quad \rho_e = -2 \left( z\lambda\eta_o \sinh \left( \frac{z\lambda\psi^*}{k_b\theta^*} \right) \right) \text{ for } \theta < 1 \text{ (i.e. } \sin \theta = \theta)$$

$$\Rightarrow \sinh \theta = \theta, \text{ hence } \rho_e = \frac{-2Z^2\lambda^2\eta_o\psi^*}{K_b\theta^*}, \quad k = k_o \exp \alpha(T - T_o) \quad (5)$$

where  $\eta_o$  is bulk ionic concentration and  $z$  is valence of type  $-i$  ions

Substituting (5) into (1) to (3) with the initial and boundary conditions gives;

$$\frac{\partial u}{\partial t} + \frac{\partial u}{\partial y} = \gamma \frac{\partial}{\partial y} \left[ \exp \lambda \theta \frac{\partial u}{\partial y} \right] + N\psi + p - Lu \quad (6)$$

$$\frac{\partial \theta}{\partial t} + a \frac{\partial \theta}{\partial y} = d \frac{\partial}{\partial y} \left[ \exp \lambda \theta \frac{\partial \theta}{\partial y} \right] + g \exp(\lambda \theta) \left[ \frac{\partial \theta}{\partial y} \right]^2 + Ju^2 + F * \exp \left[ \frac{\theta}{1 + \varepsilon \theta} \right] \quad (7)$$

$$\frac{d^2 \psi}{dy^2} = K^2 \psi \quad (8)$$

$$\text{Where } K = Ze \sqrt{\frac{2\eta_o}{Ek_b\theta}}, \quad L = \frac{\beta_o^2 \sigma t_o}{\rho}, \quad P = -\frac{1}{\rho v_o} \frac{\partial \rho}{\partial x}, \quad N = \frac{t_o E_x}{v_o \rho}, \quad \gamma = \frac{\mu_o}{\rho h^2},$$

$$a = \frac{v_o t_o}{h}, \quad d = \frac{k_o t_o}{\rho c_p h^2}, \quad g = \frac{u_o v_o E t_o}{\rho c_p h^2}, \quad d = \frac{kt_o}{\rho c_p h^2 RT_o^2}, \quad J = \frac{\beta_o^2 v_o^2 E t_o}{RT_o^2 \rho c_p}, \quad F = \frac{QC_o A \exp \left[ -\frac{E}{RT} \right] E t_o}{RT_o^2 \rho c_p}$$

And  $K$  is the Debye Huckel parameter and  $1/K$  is Debye characteristics thickness of EDL (electric double layer).

For an unsteady case at  $\lambda = 0$ ,  $\psi(y) = \frac{\zeta \cosh Ky}{\cosh K}$ , liberalizing the exponential activation energy

term (i.e.  $e^\theta = 1 + \theta$ ), equations (6) and (7) become

$$\frac{\partial u}{\partial y} + \frac{\partial u}{\partial t} = \frac{\gamma d^2 u}{\partial y^2} + \frac{N\zeta \cosh ky}{\cosh k} + p - Lu \quad (9)$$

$$\frac{\partial \theta}{\partial t} + \frac{\partial \theta}{\partial y} = d \frac{\partial^2 \theta}{\partial y^2} + g \left( \frac{\partial \phi}{\partial y} \right)^2 + Ju^2 + F(1 + \theta) \quad (10)$$

Corresponding boundary conditions are:

$$u(-1, t) = 0, \quad u(1, t) = 0, \quad \text{and } \theta(-1, t) = 0, \quad \theta(1, t) = 0 \quad (11)$$

$$\frac{d^2 \psi}{dy^2}(0) = 0, \quad \psi(1) = \zeta$$

### 3. Method of Solution

The Galerkin Weighted Residual Method (GWRM) requires inner product, basis of a vector space of which is the same as the weight functions. So for GWRM, a weighted residual method uses a finite number of functions  $\{\phi_i(x)\}_{i=0}^n$ , the differential equation of the problem is  $D(U) = L(U(x)) + f(x) = 0$  on  $B[U] = [a, b]$ , where 'L' is a differential operator and 'f' is a given function. A trial function of U was introduced to solve the problem:

$$U \approx u(x) = \phi_0(x) + \sum_{j=1}^n C_j \phi_j(x)$$

The Residual were defined as:  $R(x) = D[u(x)] = L[u(x)] + f(x)$

Thereafter, an arbitrary weight functions  $w(x)$  was choose from the basis functions  $\phi_j$ ,

$$\text{Then } \langle w, R \rangle = \int_a^b \phi_j(x) D[u(x)] dx = \int_a^b \phi_j(x) \{D[\phi_0(x) + \sum_{j=1}^n C_j \phi_j(x)]\} dx = 0$$

From the concept of inner product and orthogonally.

These are the set of n-order linear equations which must be solve to obtain all the  $C_j$  coefficients. Using GWRM- on the non- homogeneous equations (9) and (10) problems resulted into the Velocity and Temperature profile functions as given below respectively.

$$\begin{aligned}
 u(y,t) = & \left[ \frac{21P}{8} + \frac{1}{16} \frac{N_{\zeta}(1-e^2k)(5355k^2 + 13230) + (e^2k+1)(945k^3 + 13230k)}{\cosh(k)k^5e^k} \right] \\
 & - \frac{1}{\frac{63\gamma}{2} + L} \left( e^{-\left(\frac{63\gamma}{2} + L\right)}, \left(\frac{21}{8}\right)p \right. \\
 & \left. + \frac{1}{16} \frac{N_{\zeta}(1-e^2k)(5355k^2 + 13230) + (e^2k+1)(945k^3 + 13230k)}{\cosh(k)k^5e^k} \right) \\
 & y^2(1-y^2) + \left( (1-y^2) \frac{1}{\frac{63\gamma}{2} + L} \left[ \frac{39}{68} \frac{1}{\frac{63\gamma}{2} + L} \left( \frac{21P}{8} \right. \right. \right. \\
 & \left. \left. + \frac{1}{16} \frac{N_{\zeta}(1-e^2k)(5355k^2 + 13230) + (e^2k+1)(945k^3 + 13230k)}{\cosh(k)k^5e^k} \right) \right] \\
 & - \frac{21\gamma t}{4} - \left( \frac{105\gamma}{4} + L \right) t + \left( L + \frac{7\gamma t}{4} \right) + \frac{13}{119} \frac{1}{\frac{63\gamma}{2} + L} \left( \frac{21P}{2} \right. \\
 & \left. \gamma \right. \\
 & \left. + \frac{1}{16} \frac{N_{\zeta}(1-e^2k)(5355k^2 + 13230) + (e^2k+1)(945k^3 + 13230k)}{\cosh(k)k^5e^k} \right) \\
 & \left( \frac{105}{4} \gamma + L \right) e^{-\frac{21}{4} \gamma t - \left( \frac{105}{4} \gamma + L \right) t + \left( L + \frac{7}{4} \gamma t \right) t} + \frac{21}{4} \frac{1}{L + \frac{7}{4} \gamma} \left( \frac{7}{8} P + \frac{1}{16} \right. \\
 & \left. \frac{N_{\zeta}(1-e^2k)(735k^2 + 1890) - (e^2k+1)(105k^3 + 1890k)}{\cosh(k)k^5e^k} \left( \frac{105}{4} \gamma + L \right) t \right. \\
 & \left. + \left( L + \frac{7}{4} \gamma t \right) + \frac{13}{4} \frac{1}{\frac{7}{4} \gamma +} \left( \gamma \left( \frac{21}{8} P \right. \right. \right. \\
 & \left. \left. + \frac{1}{16} \frac{N_{\zeta}(1-e^2k)(5355k^2 + 13230) + (e^2k+1)(945k^3 + 13230k)}{\cosh(k)k^5e^k} \right) \right) \left( L + \frac{7\gamma t}{4} \right) \\
 & - \frac{4}{119} \frac{1}{\gamma \left( L + \frac{7\gamma}{4} \right)} \left( \frac{21}{4} \left( \frac{7P}{8} \right. \right. \\
 & \left. \left. + \frac{1}{16} \frac{N_{\zeta}(1-e^2k)(5355k^2 + 13230) + (e^2k+1)(945k^3 + 13230k)}{\cosh(k)k^5e^k} \right) \right)
 \end{aligned}$$

$$\left(\frac{7}{8}p + \frac{1}{16}\right) \frac{N_{\zeta}(1-e^2k)(5355k^2 + 13230) + (e^2k + 1)(945k^3 + 13230k)}{coh(k)k^5e^k} \left(\frac{105\gamma}{4} + L\right) - \left(L + \frac{7\gamma}{4}\right) + \left(\frac{7p}{8} + \frac{1}{16} \frac{N_{\zeta}(1-e^2k)(5355k^2 + 13230) + (e^2k + 1)(945k^3 + 13230k)}{coh(k)k^5e^k}\right) e^{-\left(L + \frac{7\gamma}{4}\right)t}$$

Temperature profile function is derived as follows:

$$\theta(y,t) = \left( e^{\left(\frac{973}{50} + \frac{7\sqrt{133}}{5}\right)t} \left( \frac{263410556603989823406372387402154798343}{4460849898671369276277607369680000000000} \sqrt{133} + \frac{33183919066028177312404535112881729089}{44720299736053827331103833280000000000} \right) + e^{\left(-\frac{973}{50} + \frac{7\sqrt{133}}{5}\right)t} \left( \frac{-263410556603989823406372387402154798343}{4460849898671369276277607369680000000000} \sqrt{133} + \frac{33183919066028177312404535112881729089}{44720299736053827331103833280000000000} \right) + \frac{147176274523}{936600000000} - \frac{13189723147429}{65798400000000} e^{-\frac{11}{2}t} - \frac{1282709870997}{18926500000000} e^{-\frac{141}{4}t} + \frac{8771965458073}{362642320000000000} e^{-65t} - \frac{1280944949571}{927205000000} e^{-\frac{11}{4}t} + \frac{3858352432453}{453192000000000} e^{-\frac{65}{2}t} \right) (1-y^2) + \left( \frac{4}{13} e^{\left(\frac{973}{50} + \frac{7\sqrt{133}}{5}\right)t} \left( \frac{263410556603989823406372387402154798343}{4460849898671369276277607369680000000000} + \frac{33183919066028177312404535112881729089}{44720299736053827331103833280000000000} \right) \sqrt{133} - \frac{4}{13} e^{\left(-\frac{973}{50} + \frac{7\sqrt{133}}{5}\right)t} \left( \frac{263410556603989823406372387402154798343}{4460849898671369276277607369680000000000} + \frac{33183919066028177312404535112881729089}{44720299736053827331103833280000000000} \right) \sqrt{133} + \right)$$

$$\begin{aligned}
 & \left. \begin{aligned}
 & \frac{1738905945001}{13159680000000} e^{-\frac{11}{2}t} + \frac{3803604062539}{7570600000000} e^{-\frac{141}{2}t} - \frac{39276175734707}{7252846400000000} e^{-65t} - \\
 & \frac{6149174070493}{90638400000000} e^{-\frac{65}{2}t} + \frac{514151026167}{3708820000000} e^{-\frac{11}{4}t}
 \end{aligned} \right\} - \\
 & \frac{4}{13} e^{\left(\frac{973}{50} + \frac{7\sqrt{133}}{5}\right)t} \left( \begin{aligned}
 & \frac{263410556603989823406372387402154798343}{4460849898671369276277607369680000000000} \sqrt{133} + \\
 & \frac{33183919066028177312404535112881729089}{44720299736053827331103833280000000000}
 \end{aligned} \right) - \\
 & \frac{4}{13} e^{-\left(\frac{973}{50} + \frac{7\sqrt{133}}{5}\right)t} \left( \begin{aligned}
 & -\frac{263410556603989823406372387402154798343}{4460849898671369276277607369680000000000} \sqrt{133} + \\
 & \frac{33183919066028177312404535112881729089}{44720299736053827331103833280000000000}
 \end{aligned} \right) + \\
 & \left. \frac{3497598417}{6244000000} \right) y^2(1 - y^2)
 \end{aligned}$$

Having obtained the constants of the trial functions as above, values were substituted for thermodynamic parameters p (pressure), L (magnetic),  $\gamma$  (viscosity), N (electro osmotic), K (electro-kinetic),  $\zeta$  (specific internal energy) into the velocity profile function and these thermo physical parameters, values were varied, which resulted into Figs. 1-6. The same was done for thermo physical parameters of the temperature profile function, and resulted into Figs. 7-10.

In this study, GWRM was employed to find the unsteady velocity and unsteady temperature profile functions of an incompressible viscous, combined Electro-osmotic and MHD with viscosity in a reactive fluid flow between two parallel plates. The solutions were shown graphically. Effect of various fluid thermophysical parameters is shown in Figs. 1-7 and Figs. 1b-4b for Velocity and Temperature profiles respectively. From Fig. 1. Increase in pressure parameter produce an increase in the velocity component of the fluid; this is due to the fact that high pressure exerted on fluid property makes its velocity rises. This is also seen from Fig. 4. where increase in electro-osmotic parameter gives high velocity due to the fact that applied potential force across the ends of the wall results into fluid flow and apparently increase the velocity of the fluid flow. In addition, from Fig. 6. Increase in specific internal energy also produces high velocity on the constituent molecules of the fluid. This is because of the thermodynamic pressure for a flowing fluid.

From Figs 2, 3 and 5, it was observed that increase in the various parameters decreases the velocity component of the fluid. Precisely from Fig. 2 applied magnetic field produces a drag in the form of Lorentz force thereby giving rise to decreasing magnitude of the fluid velocity. More



so since the viscosity of this present work is constant, low velocity was observed for higher viscosity parameters base on Newton law of viscosity from Fig. 3. Little difference was seen in the electro-kinetic. Fig. 5 depict that electro-kinetic parameter increases from 2, 4 to 6, gives a very small decrease in the velocity.

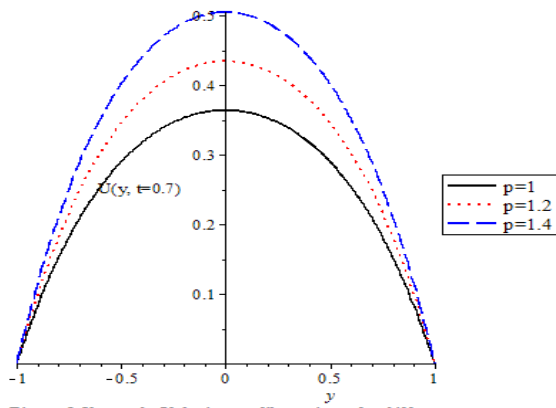


Figure 1: Unsteady Velocity profile against y for different parameter

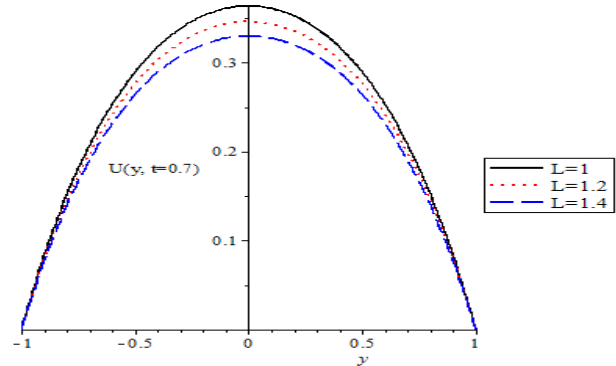


Figure 2: Unsteady Velocity profile against y for different Magnetic parameter (L)

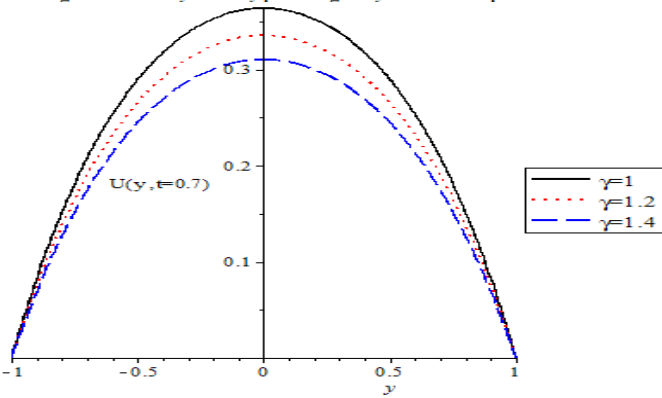


Figure 3 : Unsteady Velocity profile against y for different Viscosity

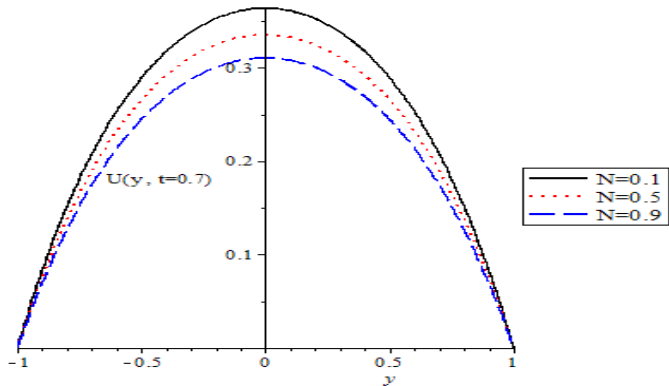


Figure 4: Unsteady velocity against y for different Electro-osmotic

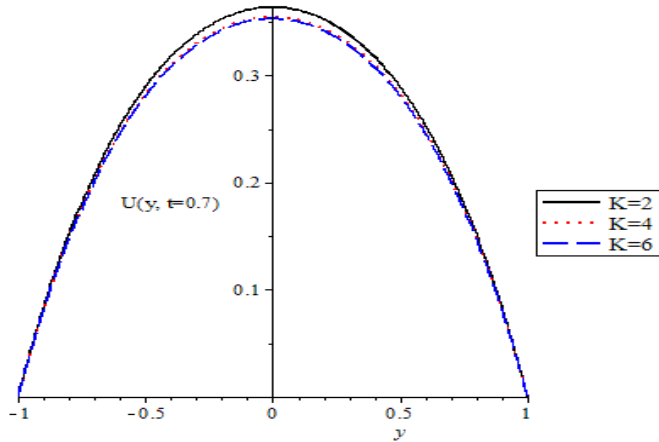


Figure 5 : Unsteady Velocity profile against y for different Electro-Kinetic Parameter (k)

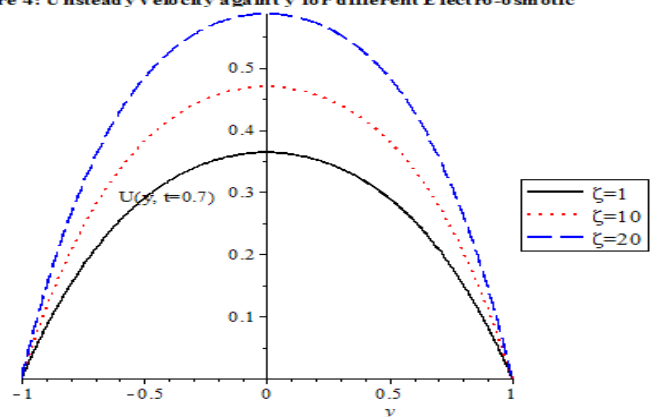


Figure 6 : Unsteady Velocity against y for different specific internal energy parameter (zeta)

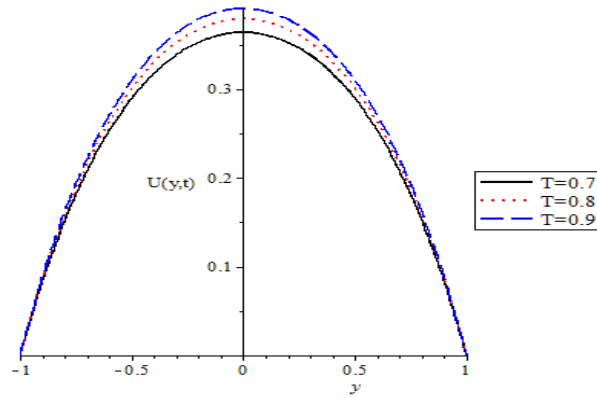


Figure 7 : Unsteady Velocity profile against y for different Time parameter (T)

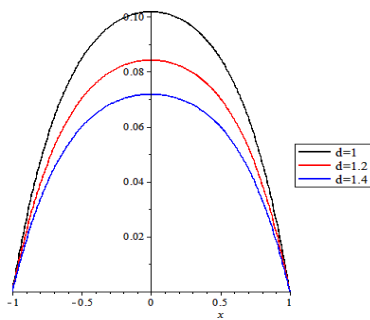


Figure 1b: Temperature Profile of different parameters of d thermal conductivity

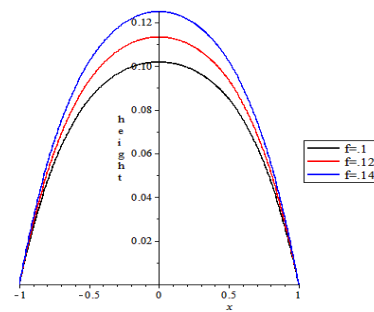


Figure 3b: Temperature Profile of different parameter of f reactive term

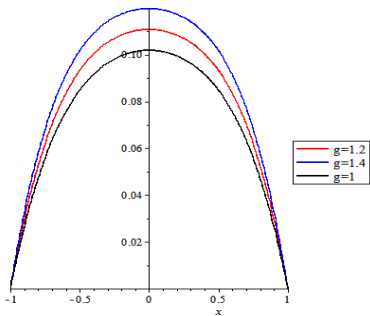


Figure 2b: Temperature Profile of different parameter of g viscosity

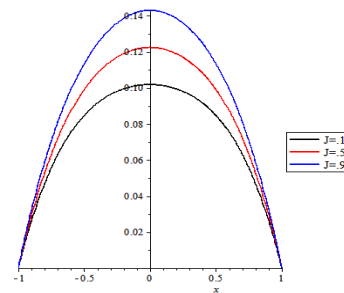


Figure 4b: Temperature Profile of different parameter of J the Magnetic term

Furthermore, from Fig. 1b, the temperature profile decrease as thermal conductivity (d) parameter increases. More so the temperature profile increases as different parameters of viscosity (g), reactive (f) and magnetic term (g) increases.

#### 4. Conclusion

The combined effect of unsteady electro-osmotic, magneto hydrodynamic with viscosity and thermal conductivity shows a direct relationship with velocity profile and temperature profile of a reactive fluid flow. The influence of electro-osmotic and magnetic field on the flow fluid is significant as the parameters retarded the flow while thermal conductivity and viscosity enhances the temperature field due to the thickness in thermal boundary layer as the parameter increases.

## References

- [1] Akgul, M.B, M. Pakdemirli Analytic and Numerical Solution of Electro-Osmotically driven flow of a third grade fluid between micro-parallel plates, international journal of non-linear mechanics 2008; 43, 985-992
- [2] Andrew J.P. and Todd M.S. Dec. (2009), Induced Charge Electroosmosis over Controllably Contaminated Electrodes Department of Chemical Engineering, University of California, Santa Barbara, California, USA.
- [3] Billingham,(2003) Steady-Static Solutions for strongly exothermic ignition in symmetric geometrics, IMAJ. APPL. Math 2003; 65 283-313
- [4] Chandra Reddy P., Raju M. C, Raju G. S. S (2016), Magneto – hydrodynamic convective Double Diffusive Laminar Boundary Layer Flow Past an accelerated Vertical Plate International Journal of Engineering Research in Africa Vol. 20 pp. 80 – 92 Trans Tech Publication, Switzerland.
- [5] Christian J.E., Yakubu I.S. Dec. (2014) , Radiative MHD flow over a vertical plate with convective boundary condition. American Journal of Applied Mathematics .Vol.2
- [6] Dulal Pal, Hiranmoy Mondal May (2013), Effect of temperature –dependent viscosity and variable thermal conductivity on MHD non-Darcy mixed convective diffusion of species over a stretching sheet. Journal of the Egyptian Mathematical Society.Vol. 22. 123-133.
- [7] Ehsan Roohi, Shahab Kharazmi and Yaghoub Farjami, May (2009), Application of the Homotopy method for analytical solution of non-Newtonian channels flows Phys.Scr. 79 065009
- [8] Escandon, J.P, Santiago, F, and Bautista O. (2013), Temperature distributions in a parallel flat plate microchannel with electro-osmotic and magnetohydrodynamicmicropumps, proceedings of the 2013 international conference on mechanics, fluids, heat, elasticity and electromagnetic fields.
- [9] Etwire, C.J,Seini Y.I June (2014),Radiative MHD flow over a vertical plate with convective boundary condition,American Journal of Applied Mathematicsvol.2,No. 6,2014,pp.214-220.
- [10] F. O. Akinpelu and J. O. Ajilore (2017)The Combined Effects of Electro-osomotic and Magnetohydrodynamic with Viscosity and Thermal Conductivity in Reactive Fluid Flow Asian Research Journal of Mathematics 3(2): 1-11, 2017; Article no.ARJOM.30641
- [11] Iseries Arien (1996), A first course in the numerical analysis of Differential Equations, Cambridge University Press, ISBN 978-0-521
- [12] Kamenetskii, D. A. (1969), Diffusion and Heat Transfer in Chemical Kinetics, second ed. Plenum press, New York
- [13] Makinde, O. B., on thermal stability of a reactive third grade fluid in a channel with convertible cooling ther walls, Appl Math. Comp. 2009;213, 170-176
- [14] Odutayo, R. Rufai Ademola M. Rabiou, Ismail B. Adefeso, Kazeem O. Sanusi and Sarafa O. Azeez Temperature dependent Poiseuille fluid flow between parallel plates, Canadian, Journal on Sciences and Engineering Mathematics2011; 2(3), 146-152
- [15] Suvankar G., Sandip S., Tapan K.H., Manoranjan M.Thermally developing combined electro-osmotic and pressure driven flow of nanofluids in a microchannel under the effect of magnetic field. Chemical Engineering science. 2015;26, 10-12.
- [16] White M. F., Viscous fluid flow 2<sup>nd</sup> Edition (New York: McGraw Hill) 1999
- [17] Zhery, L. G. Alejandro and J. B. Aldor, comparison of Kinetic Theory hydrodynamics for poiseuille flow, J. of Stat. Phys. 2002;109. ( 314), 495-505.
- [18] Animasaun, I. L.; Prakash, J.; Vijayaragavan, R.; Sandeep, N. Stagnation Flow of Nanofluid Embedded with Dust Particles Over an Inclined Stretching Sheet with Induced Magnetic Field and Suction. Journal of nanofluids. 2017;6 (10), 28-37.
- [19] Animasaun, I.L.. Raju, C.S.K and Sandeep, N Unequal diffusivities case of homogeneous– heterogeneous reactions within viscoelastic fluid flow in the presence of induced magnetic-field and nonlinear thermal radiation. Alexandria Engineering Journal, 2016; 55, 1595-1606.

- [20] Sandeep,N. Sulochana, C, snd Animasaun, I. L Stagnation point flow of a Jeffrey nanofluid over a stretching surface with induced magnetic field and chemical reaction. International Journal of Engineering Research in Africa, 2016; 20, 93-111.